

Fan-Out Riser Cables

2-24 Fiber

A LANscape® Solutions Product

Corning
Cable Systems

Applications


- Ideal for routing in exposed trays and in riser shafts to the telecommunications room and workstation
- Also used for direct termination of cable without patch panels

Description

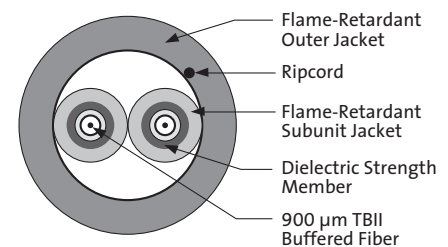
Corning Cable Systems OFNR Fan-Out Cables are multifiber cables that use individually jacketed 900 µm TBII® Buffered Fibers stranded around a dielectric central member with a flame-retardant outer jacket.

Features / Benefits

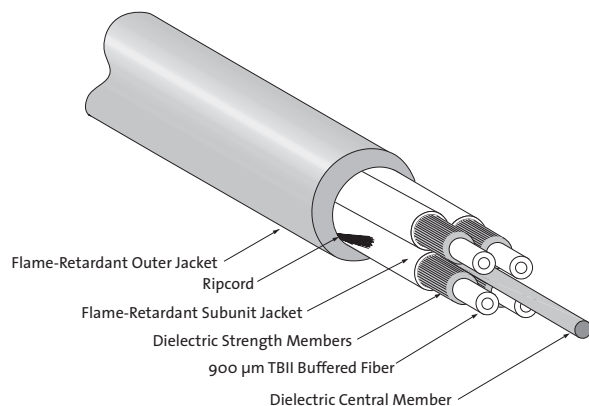
- Uses 900 µm TBII Buffered Fiber enabling easy, consistent stripping
- Available with 1.6 mm, 2.0 mm and 2.9 mm heavy-duty subunits
- Available in 62.5 µm, 50 µm, single-mode and hybrid versions
- All-dielectric construction requires no grounding or bonding
- Meets application requirements of the National Electrical Code® (NEC® Article 770)
- Listed OFNR and FT-4
- Available with guaranteed Gigabit Ethernet performance and 10 Gigabit Ethernet performance



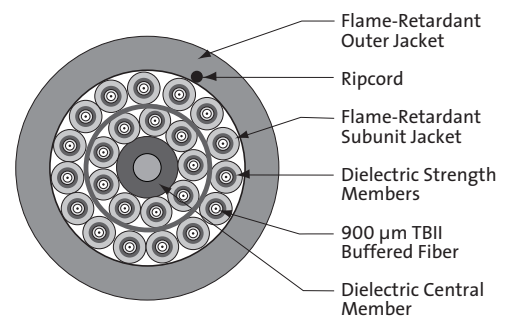
Fan-Out Riser Cable | Photo CTB01



2-Fiber Fan-Out Riser Cable | Drawing ZA-387



4-Fiber Fan-Out Riser Cable | Drawing ZA-1676



24-Fiber Fan-Out Riser Cable | Drawing ZA-2147



Product Specifications

Fan-Out Riser Cables

2-24 Fiber

A LANscape® Solutions Product

Corning
Cable Systems

Specifications

Temperatures	Storage: -40° to +70°C (-40° to +158°F) Installation: -10° to +60°C (+14° to +140°F) Operation: -20° to +70°C (-4° to +158°F)
Approvals and Listings	National Electrical Code® (NEC®) OFNR, CSA FT-4, ICEA S-83-596
Flame Resistance	UL-1666 (for riser and general building applications)

Corning Cable Systems recommends storing indoor/outdoor cable in a proper temperature environment prior to installation to allow the cable temperature to meet installation temperature range specifications for best installation results.

Fiber Count	Nominal Outer Diameter mm (in)	Nominal Weight kg/km (lb/1000 ft)	Central Member	Maximum Tensile Loads		Minimum Bend Radius	
				Short-Term N (lbf)	Long-Term N (lbf)	Loaded cm (in)	Installed cm (in)
1.6 mm Subunits							
Single Layer							
2	5.2 (0.3)	23 (15)	Y	660 (148)	198 (45)	7.8 (3.1)	5.2 (2.1)
4	6.0 (0.3)	31 (21)	Y	660 (148)	198 (45)	9.0 (3.6)	6.0 (2.4)
6	6.8 (0.3)	43 (29)	JG	660 (148)	198 (45)	10.2 (4.1)	6.8 (2.7)
8	7.8 (0.4)	56 (38)	JG	660 (148)	198 (45)	11.7 (4.7)	7.8 (3.1)
Dual Layer							
12 (9/3)	8.4 (0.3)	61 (41)	Y	660 (148)	198 (45)	12.6 (4.9)	8.4 (3.3)
16 (11/5)	9.9 (0.4)	79 (53)	G	1320 (297)	396 (89)	14.9 (5.9)	9.9 (3.9)
24 (15/9)	11.6 (0.5)	114 (77)	JG	1320 (297)	396 (89)	17.7 (7.0)	11.8 (4.7)
2.0 mm Subunits							
Single Layer							
2	5.9 (0.2)	28 (19)	Y	660 (148)	198 (45)	8.9 (3.5)	5.9 (2.3)
4	6.8 (0.3)	40 (27)	G	660 (148)	198 (45)	10.2 (4.0)	6.8 (2.7)
6	7.9 (0.3)	57 (38)	G	660 (148)	198 (45)	11.8 (4.6)	7.9 (3.1)
8	9.4 (0.4)	75 (50)	JG	660 (148)	198 (45)	13.5 (5.3)	9.4 (3.7)
Dual Layer							
12 (9/3)	10.5 (0.4)	86 (58)	G	660 (148)	198 (45)	17.4 (6.9)	10.5 (4.1)
16 (11/5)	11.3 (0.4)	112 (75)	G	1320 (297)	396 (89)	17.4 (6.9)	11.3 (4.4)
24 (15/9)	13.9 (0.6)	172 (116)	JG	1320 (297)	396 (89)	20.9 (8.2)	13.9 (5.5)

Central Member Types: Y = Yarn, G = Glass Reinforced Plastic (GRP), JG = Jacketed GRP

Fiber arrangement in dual-layer designs is shown in parentheses.

Example: (9/3) = 9 outside fibers around 3 inner fibers.

Fan-Out Riser Cables

2-24 Fiber

A LANscape® Solutions Product

Corning
Cable Systems

Specifications

Fiber Count	Nominal Outer Diameter mm (in)	Nominal Weight kg/km (lb/1000 ft)	Central Member	Maximum Tensile Loads		Minimum Bend Radius	
				Short-Term N (lbf)	Long-Term N (lbf)	Loaded cm (in)	Installed cm (in)
2.9 mm Subunits							
Single Layer							
2	7.7 (0.3)	41 (28)	Y	660 (148)	198 (45)	11.6 (4.5)	7.7 (3.0)
4	8.6 (0.3)	59 (40)	G	660 (148)	198 (45)	13.3 (5.2)	8.6 (3.4)
6	10.4 (0.4)	89 (60)	JG	660 (148)	198 (45)	16.2 (6.4)	10.4 (4.1)
8	12.3 (0.5)	121 (81)	JG	660 (148)	198 (45)	18.5 (7.3)	12.3 (4.8)
Dual Layer							
12 (9/3)	13.5 (0.5)	129 (87)	G	1320 (297)	396 (89)	24.3 (9.6)	13.5 (5.3)
16 (11/5)	15.5 (0.6)	188 (127)	G	1320 (297)	396 (89)	24.3 (9.6)	15.5 (6.1)
24 (15/9)	19.3 (0.8)	290 (195)	JG	1320 (297)	396 (89)	29.9 (11.8)	19.3 (7.6)

Central Member Types: Y = Yarn, G = Glass Reinforced Plastic (GRP), JG = Jacketed GRP

Fiber arrangement in dual-layer designs is shown in parentheses.

Example: (9/3) = 9 outside fibers around 3 inner fibers.

Transmission Performance

Fiber Code	K	C	S	E
Fiber Type	62.5/125 µm 850/1300 nm	50/125 µm (850/1300 nm)	50/125 µm (850/1300 nm)	Single-mode (1310/1550 nm)
Performance Option Code	30	31	80	31
Maximum Attenuation (dB/km)	3.5/1.0	3.5/1.5	3.0/1.5	1.0/1.0/0.75
Minimum LED Bandwidth (MHz•km)	200/500	500/500	1500/500	- / - / -
Minimum Effective Modal Bandwidth (MHz•km)	220/ - *	510/ - *	2000/ - **	- / - / -
Serial Gigabit Ethernet Distance (m)	300/550	600/600	1000/600	5000/ - / -
Serial 10 Gigabit Ethernet Distance (m)	33/ -	82/ -	300/ -	10000/40000

*EMB when deployed with 850 nm, 1 Gb/s VCSELs, as predicted by RML Bandwidth using FOTP-204.

**EMB when deployed with 850 nm, 10 Gb/s VCSELs, as predicted by DMD method using FOTP-220.

Fan-Out Riser Cables 2-24 Fiber

A LANscape® Solutions Product

Corning
Cable Systems

Ordering Information *Contact Customer Service for availability of non-standard offerings.*

6 **1** - **3** **1** - **2** **4**

1 **2** **3** **4** **5** **6** **7** **8** **9** **10** **11** **12** **13** **14**

1 - **3** Select fiber count.

Standard Offerings:
002 006 012 024
004 008 016

4 Select fiber code (see Transmission Performance Table).

5 / **12** Defines cable type.

6/- = Fan-out riser cables

6 Defines outer jacket.

1 = All-dielectric

7 Defines fiber placement.

3 = 12 fibers/buffer tube (standard)

8 Defines length markings.

1 = Markings in feet (standard)

9 Defines tensile strength (see Specifications).

1 = 2.9 mm subunits

3 = 2.0 mm subunits

4 = 1.6 mm subunits

10 - **11** Select performance option code. (see Transmission Performance Table).

13 - **14** Defines special requirements.

24 = No special requirements

Corning Cable Systems LLC • PO Box 489 • Hickory, NC 28603-0489 USA

1-800-743-2675 • FAX: +1-828-901-5973 • International: +1-828-901-5000 • <http://www.corning.com/cablesystems>

Corning Cable Systems reserves the right to improve, enhance and modify the features and specifications of Corning Cable Systems products without prior notification. LANscape and TBII are registered trademarks of Corning Cable Systems Brands, Inc. Discovering Beyond Imagination is a trademark of Corning Incorporated. All other trademarks are the properties of their respective owners. Corning Cable Systems is ISO 9001 certified. © 2001, 2005 Corning Cable Systems. All rights reserved. Published in the USA. LAN-85-EN / July 2005 / pdf

